


MULTIVERSE MOTION

A POST GYM RECOVERY SLIDERS COLLECTION FOR MENS
INSPIRED BY THE GALAXIES IN MOTION
BRAND:CHUPPS



CONNECTING TO MULTIVERSE



Step into new dimensions of recovery with our Multiverse-inspired post-gym sliders. Designed for comfort after intense workouts, these sliders fuse futuristic aesthetics with galactic energy. Each pair draws inspiration from parallel universes — blending nebula gradients, cosmic patterns, and interstellar textures into bold, lightweight designs.

- Cosmic Cushioning: Cloud-like footbeds engineered for maximum recovery.
- Galactic Aesthetics: Prints and finishes inspired by galaxies, wormholes, and multiverse portals.
- Future-Ready Design: Sleek silhouettes with multidimensional details like mesh for breathability, bridging sportswear and cosmic style.

SCOUT

01

SCOUT FOR RESEARCHING
LATEST TRENDS

02

REMIX IMAGES OR
UPLOAD IMAGE

REMIX

TECHPAX

03

DOCKET YOUR PRODUCTS

04

CREATIVES FOR
MARKETING

PHOTOGENIX

CATALOGIX

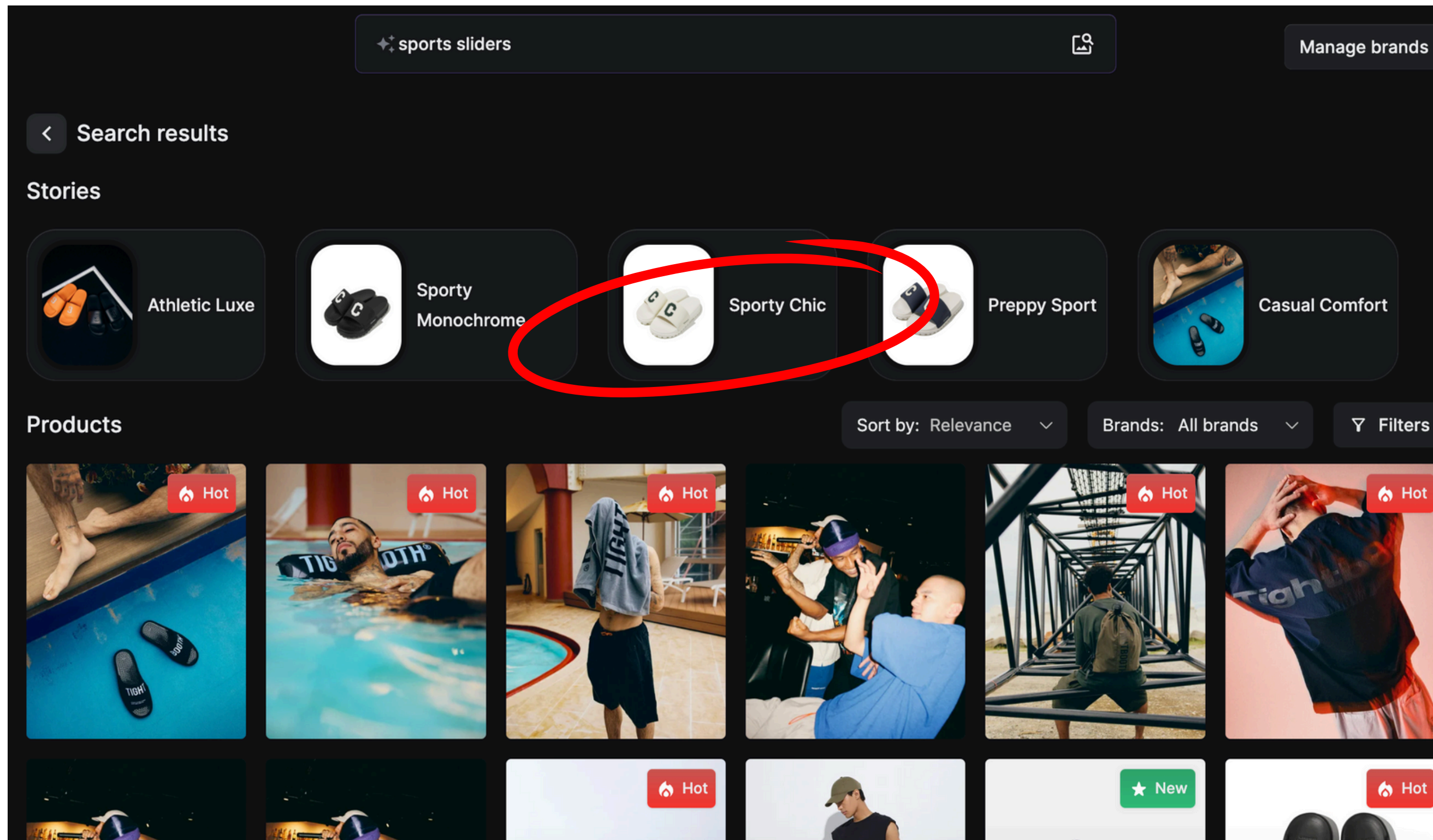
05

CREATE YOUR PRODUCT
CATALOGUE

THE COLLECTION

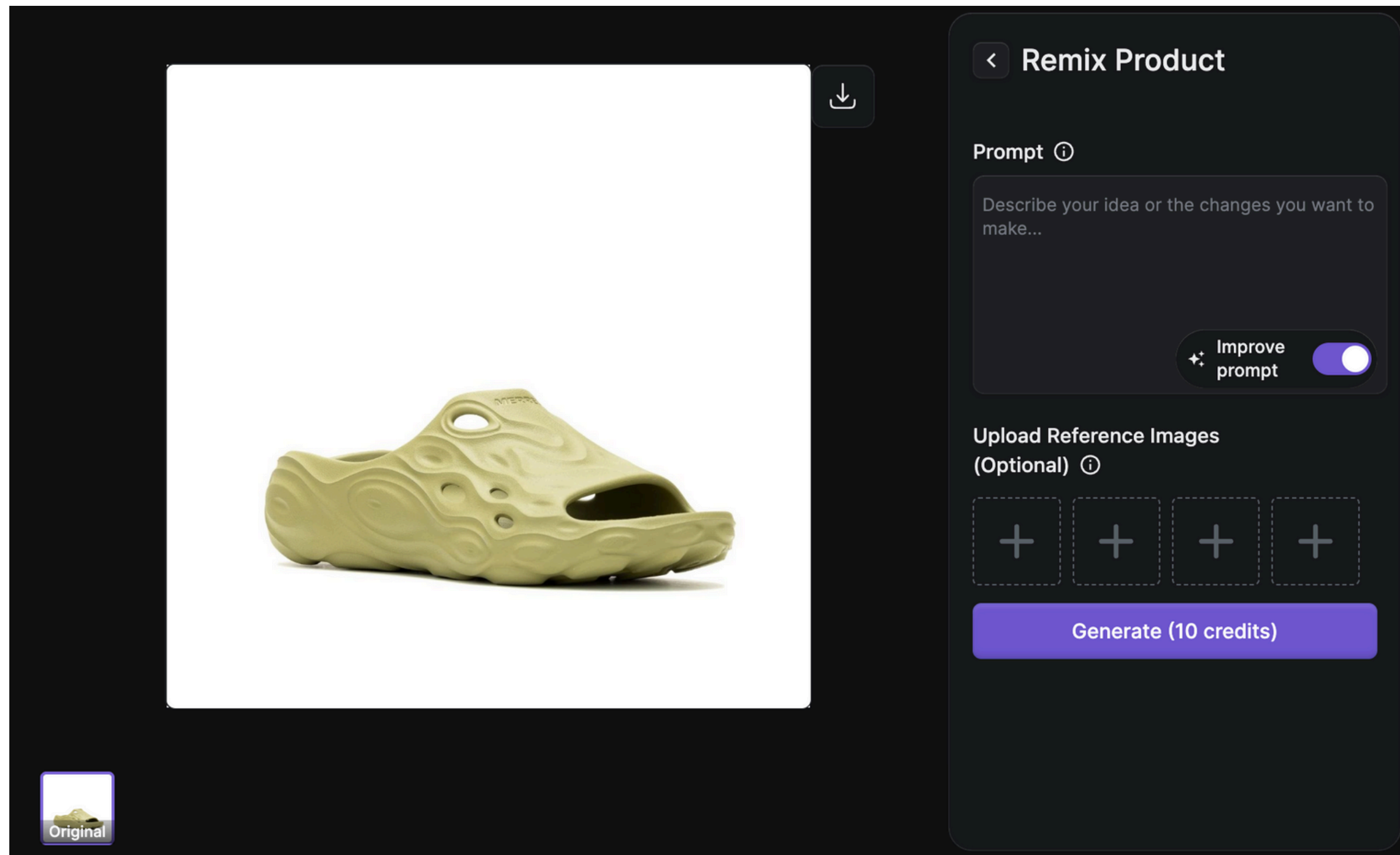


SCOUT



Suggested themes against research from selected brands

REMIX



Generations via prompt

PRODUCT 1



Product 1:ORIGINAL IMAGE



Prompt:-

1. Change sole color to ombre navy blue to green, blue in the front and green at back
2. Top Mesh panel to be blue
3. Top loop to be orange same as original product colour
4. Replace skims to chupps from image 1 in embossing

PRODUCT 2



Product 2:ORIGINAL IMAGE



Prompt:-

- 1.Change orange color to deep blue with white splatter effect
- 2.remove the paw logo, change it to chupps from image 1
3. Change logo to the logo from image 2
4. Change purple loop to orange
5. Add texture to logos

PRODUCT 3



Product 3:ORIGINAL IMAGE



Prompt:-

1. Change color to ombre white to green
2. Add mesh pattern from image 1 to the top panel of the sliders to the highlighted area
3. Replace Covernat with "CHUPPS" from image 2
4. replace "c" with brand logo from image 3

PRODUCT 4



Product 4:ORIGINAL IMAGE



Prompt:-

1. change the color to ombre - blue to green
2. Add embossing chupps branding from image 1
3. Generate a pair of the slippers
4. Retain the texture of the slippers

PRODUCT 5



Product 5:ORIGINAL IMAGE



Prompt:-

1. Change the color of the star from grey to green
2. Replace EGLZ with Chupps from image 1 in base color
3. Add mesh fabric to the highlighted area
4. Generate a pair of the slipper in 3/4 view

PRODUCT 6



Product 6:ORIGINAL IMAGE



Prompt:-

- 1.Change the sole to vertical ombre from green to white
2. Add logo from image 1
3. Generate a pair of the slipper in 3/4 view

PRODUCT 7




Product 6:ORIGINAL IMAGE






Prompt:-

- 1.1. Change the color of the slippers to print from image 1
2. Generate a 3/4th view of the sliders
3. Change crocs to chupps from image 2 in green color
4. Generate a pair of the footwear


TECHPAX








Original





<

Remix Product

Aug 28, 2:26 AM


Prompt ⓘ

1.change crocs logo to chupps from image 1 in green color

⚡ Improve prompt

☒

Upload Reference Images (Optional) ⓘ

x1

+

+

+

Generate (10 credits)

Generate Techpack

PHOTOGENIX



EDITORIAL SHOOT



CATALOGUE SHOOT



AD GENERATOR

THANK YOU